

Q1[®] Paint Cup System



**Mix, Paint,
Reuse.**

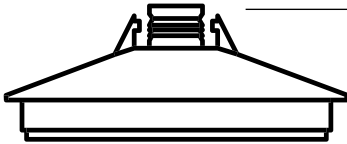
Q1[®] Paint Cup System

Elevate the performance of your painting jobs using our Q1[®] Paint Cup System: Mix, Paint and Reuse. Discover all features and benefits of our all-round solution.



● Sealing cap

Designed for improved paint durability.



● Lid


Engineered for easier connection between adapter and spray gun.

Incorporated filter (125µm or 190µm).



● Collar

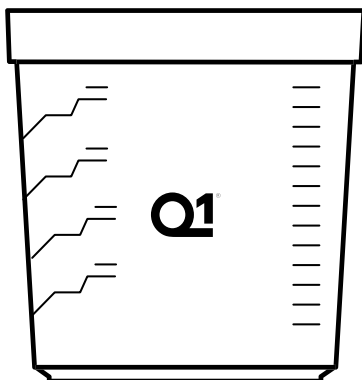
¼ turn lock for a fast and safe closure system. Large ring to prevent leaking due to incorrect locking.



● Flexible cup

Superior fitting to the lid for a greater usability.

Made of flexible material used for both mixing and painting, saving costs and time in the painting process.



● Rigid cup

Easy to read and durable printed scale.

All-round solution which allows the same cup to be reused for your next painting jobs.








Made with Recycled Plastic:

Collar 100%, Rigid cup & Lids 20%, Flexible cup 10%.






Q1® PCS | Kit

200 ml 7fl oz

Code	Filter	Included				
Q1PCS200.125	125 µm					
Q1PCS200.190	190 µm	Rigid cup x1	Flexible cup x50	Collar x1	Lid x 50	Cap x 25








400 ml 14fl oz

Code	Filter	Included				
Q1PCS400.125	125 µm					
Q1PCS400.190	190 µm	Rigid cup x1	Flexible cup x50	Collar x1	Lid x 50	Cap x 25








600 ml 20fl oz

Code	Filter	Included				
Q1PCS600.125	125 µm					
Q1PCS600.190	190 µm	Rigid cup x1	Flexible cup x50	Collar x1	Lid x 50	Cap x 25





800 ml 28fl oz

Code	Filter	Included				
Q1PCS800.125	125 µm					
Q1PCS800.190	190 µm	Rigid cup x1	Flexible cup x26	Collar x1	Lid x 26	Cap x 13





Q1® PCS | Replacements

Lid & Cap

ml	Code	Filter	Included	
200/400	Q1PCS_RL200/400.125	125 µm		
	Q1PCS_RL200/400.190	190 µm		
600/800	Q1PCS_RL600/800.125	125 µm	Lid x 25	Cap x 5
	Q1PCS_RL600/800.190	190 µm		

Rigid Cup & Collar

ml	Code	Included	
200	Q1PCS_RC200		
400	Q1PCS_RC400		
600	Q1PCS_RC600	Rigid cup x 5	Collar x 5
800	Q1PCS_RC800		

Q1[®] Paint Cup System

A wide range of adapters for connecting our Q1[®] Paint Cup System to your spray gun. Select our Q1[®] adapter in relation with your spraying needs.



AA5



AA7



AA17



AA19



AA65



AA81



AA82




AA87

SPRAY GUN MANUFACTURER	MODEL	Q1 [®] ADAPTER	PART NUMBER
ANI	F160	AA7	Q1PCS_AA7
	BLACK	AA7	Q1PCS_AA7
DEVILBISS	DV1	AA7	Q1PCS_AA7
	GTi PRO	AA7	Q1PCS_AA7
IWATA	Supernova LS 400	AA87	Q1PCS_AA87
	Supernova WS 400	AA87	Q1PCS_AA87
	W 400	AA5	Q1PCS_AA5
SAGOLA	4400	AA65	Q1PCS_AA65
	4500	AA65	Q1PCS_AA65
	4600	AA65	Q1PCS_AA65
SATA	NR 92	AA5	Q1PCS_AA5
	NR 95	AA5	Q1PCS_AA5
	100B Primer	AA81	Q1PCS_AA81
	JET NR 2000	AA81	Q1PCS_AA81
	JET 4000	AA81	Q1PCS_AA81
	JET 5000	AA81	Q1PCS_AA81
	5500	AA82	Q1PCS_AA82
WALCOM	EGO	AA17	Q1PCS_AA17
	SLIM	AA17	Q1PCS_AA17
	CARBONIO 360	AA19	Q1PCS_AA19

Each Q1[®] Adapter can be purchased as single unit or in packs of 50 pcs.
If you don't find the right adapter, contact us: contact@q1tapes.com

How to choose | Cup size

Save money by choosing the right cup size based on the number of panels in your application.



How to use | Mix, Paint, Reuse.



STEP 01

Insert the flexible cup into the rigid cup.



STEP 02

Mix paint directly inside the Q1[®] Paint Cup System.



STEP 03

Close the cup with the lid and screw the collar for a safe closure system.



STEP 04

Select the right adapter and connect the gun to the air line.



STEP 05

Paint your car and **Reuse** our Q1[®] PCS to start a new painting job thanks to our reusable rigid cup. The flexible cup allows the paint to be stored and reused without any risk of the paint leaking.

**Q1® is a Brand of
PPM Industries S.p.A.**

q1tapes.com

Follow us



#q1refinishingsolutions
#q1paintcupsystem